

# LEON COUNTY ELECTION'S OFFICE

Donna Golden, Election Administrator, REO, CERA


P.O. Box 1239, 155 N Cass Street, Centerville, Texas 75833 903/536-4469 903/536-1773-FAX


## Canvass Totals for Leon County Constitutional Amendment w/Leon ISD & Normangee ISD Bond Election November 2, 2021


I, Donna Golden, Elections Administrator, do hereby certify these are the true and correct election results from the Constitutional Amendment Election held on November 2, 2021, in Leon County, Texas. (Sec. 87.1231 of the Texas Election Code)


  
Donna Golden Date


Received into the Commissioner's Court minutes of Leon County on this 8<sup>th</sup> day of November, 2021.

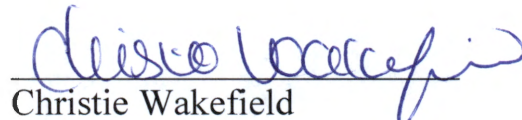
  
Joey Sullivan, Pct #1  
Leon County Commissioner

  
David Ferguson, Pct #2  
Leon County Commissioner

  
Kyle Workman, Pct #3  
Leon County Commissioner

  
David Grimes, Pct #4  
Leon County Commissioner

  
Byron Ryder  
Leon County Judge

  
Christie Wakefield  
Leon County Clerk

**LEON COUNTY**  
**2021 CONSTITUTIONAL AMENDMENT ELECTION W/LEON ISD & NORMANGEE ISD BONDS**  
**November 2, 2021**

<b>DONNA GOLDEN, ELECTIONS ADMINISTRATOR</b>																		
11.77% Voter Turnout	1	1A	2	3	4	5	5A	6	7	8	9	10	11	12	13	14	14A	TOTAL
<b>TOTAL REG VOTERS</b>	1610	221	375	628	954	576	67	1115	663	1128	333	1121	1050	843	686	210	205	11,785
<b>TOTAL VOTES CAST</b>	165	25	41	62	135	91	7	142	98	186	28	119	87	77	78	26	20	1,387
<b>PROPOSITION 1</b>																		
For	126	20	32	51	114	77	7	120	89	168	25	103	66	65	63	21	16	1,165
Against	38	5	9	11	14	11	0	22	6	18	3	16	20	12	14	5	2	206
<b>PROPOSITION 2</b>																		
For	92	18	24	33	66	41	2	87	50	113	17	42	41	40	44	15	9	734
Against	70	7	17	29	59	47	5	53	43	68	11	75	45	37	34	11	11	622
<b>PROPOSITION 3</b>																		
For	140	23	36	58	94	75	4	117	89	155	21	101	73	55	76	21	18	1,156
Against	25	2	5	4	32	14	3	25	9	29	6	17	13	22	1	5	2	214
<b>PROPOSITION 4</b>																		
For	112	15	26	46	77	56	5	93	63	115	13	70	59	49	54	9	15	877
Against	48	10	13	16	46	31	2	41	28	66	12	45	25	27	24	16	5	455
<b>PROPOSITION 5</b>																		
For	104	18	21	50	82	55	5	94	61	118	15	60	56	50	56	14	14	873
Against	57	7	17	12	40	33	2	41	28	61	10	54	28	27	22	12	6	457
<b>PROPOSITION 6</b>																		
For	151	21	38	59	112	82	7	127	84	168	26	106	76	69	70	19	18	1,233
Against	12	4	3	3	13	7	0	13	9	15	2	10	9	8	7	6	2	123
<b>PROPOSITION 7</b>																		
For	148	21	39	57	112	82	6	128	90	169	26	110	78	72	66	19	19	1,242
Against	17	4	2	5	11	7	1	12	4	13	1	9	5	5	11	5	1	113
<b>PROPOSITION 8</b>																		
For	151	20	37	57	110	84	6	129	92	176	26	110	77	67	74	21	19	1,256
Against	14	5	4	5	12	4	1	9	2	8	1	9	7	9	4	4	1	99
<b>NISD Special Bond Election NORMANGEE ISD</b>																		
<b>14.0% Voter Turnout</b>																		
For	x	x	x	x	65	27	0	75	x	x	x	x	x	x	x	x	x	167
Against	x	x	x	x	69	43	2	66	x	x	x	x	x	x	x	x	x	180
<b>LISD Bond - Proposition A LEON ISD</b>																		
<b>14.6% Voter Turnout</b>																		
For	2	8	x	x	x	4	1	1	50	90	12	6	x	x	x	x	x	174
Against	0	1	x	x	x	11	4	0	46	94	16	10	x	x	x	x	x	182
<b>LISD Bond - Proposition B LEON ISD</b>																		
For	2	7	x	x	x	3	1	1	44	82	10	6	x	x	x	x	x	156
Against	0	2	x	x	x	12	4	0	53	102	18	10	x	x	x	x	x	201

Election Results as Canvassed by Leon County Commissioners Court on November 8, 2021

	VOTES	PERCENT
PRECINCTS COUNTED (OF 17)	17	100.00
REGISTERED VOTERS - TOTAL	11,785	
BALLOTS CAST - TOTAL	1,387	
VOTER TURNOUT - TOTAL		11.77

STATE OF TEXAS PROPOSITION 1  
VOTE FOR 1

For	1,165	84.97
Against	206	15.03
Over Votes	0	
Under Votes	16	

STATE OF TEXAS PROPOSITION 2  
VOTE FOR 1

For	734	54.13
Against	622	45.87
Over Votes	0	
Under Votes	31	

STATE OF TEXAS PROPOSITION 3  
VOTE FOR 1

For	1,156	84.38
Against	214	15.62
Over Votes	0	
Under Votes	17	

STATE OF TEXAS PROPOSITION 4  
VOTE FOR 1

For	877	65.84
Against	455	34.16
Over Votes	0	
Under Votes	55	

STATE OF TEXAS PROPOSITION 5  
VOTE FOR 1

For	873	65.64
Against	457	34.36
Over Votes	0	
Under Votes	57	

STATE OF TEXAS PROPOSITION 6  
VOTE FOR 1

For	1,233	90.93
Against	123	9.07
Over Votes	0	
Under Votes	31	

STATE OF TEXAS PROPOSITION 7  
VOTE FOR 1

For	1,242	91.66
Against	113	8.34
Over Votes	0	
Under Votes	32	

STATE OF TEXAS PROPOSITION 8  
VOTE FOR 1

For	1,256	92.69
Against	99	7.31
Over Votes	0	
Under Votes	32	

NISD Special Bond Election NORMANGEE ISD  
VOTE FOR 1

FOR	167	48.13
AGAINST	180	51.87
Over Votes	0	
Under Votes	2	

LISD Bond - Proposition A LEON ISD  
VOTE FOR 1

FOR	174	48.88
AGAINST	182	51.12
Over Votes	0	
Under Votes	4	

LISD Bond - Proposition B LEON ISD  
VOTE FOR 1

FOR	156	43.70
AGAINST	201	56.30
Over Votes	0	
Under Votes	3	

17 PRECINCTS	R E G I S T E R E D	V O T E R S	B C A A L S L T O T A L	T P U E R R N C O E U N T T A G E	STATE OF TEXAS PROPOSITION 1				STATE OF TEXAS PROPOSITION 2			
					F o r (NON)	A g a i n s t (NON)	O V V O E T R E S	U V N O D T E E R S	F o r (NON)	A g a i n s t (NON)	O V V O E T R E S	U V N O D T E E R S
0001 Precinct 1	1610	165	10.25	126	38	0	1	92	70	0	3	
0002 Precinct 1A	221	25	11.31	20	5	0	0	18	7	0	0	
0003 Precinct 2	375	41	10.93	32	9	0	0	24	17	0	0	
0004 Precinct 3	628	62	9.87	51	11	0	0	33	29	0	0	
0005 Precinct 4	954	135	14.15	114	14	0	7	66	59	0	10	
0006 Precinct 5	576	91	15.80	77	11	0	3	41	47	0	3	
0007 Precinct 5A	67	7	10.45	7	0	0	0	2	5	0	0	
0008 Precinct 6	1115	142	12.74	120	22	0	0	87	53	0	2	
0009 Precinct 7	663	98	14.78	89	6	0	3	50	43	0	5	
0010 Precinct 8	1128	186	16.49	168	18	0	0	113	68	0	5	
0011 Precinct 9	333	28	8.41	25	3	0	0	17	11	0	0	
0012 Precinct 10	1121	119	10.62	103	16	0	0	42	75	0	2	
0013 Precinct 11	1050	87	8.29	66	20	0	1	41	45	0	1	
0014 Precinct 12	843	77	9.13	65	12	0	0	40	37	0	0	
0015 Precinct 13	686	78	11.37	63	14	0	1	44	34	0	0	
0016 Precinct 14	210	26	12.38	21	5	0	0	15	11	0	0	
0017 Precinct 14A	205	20	9.76	18	2	0	0	9	11	0	0	
<b>GRAND TOTALS</b>	<b>11785</b>	<b>1387</b>	<b>11.77</b>	<b>1165</b>	<b>206</b>	<b>0</b>	<b>16</b>	<b>734</b>	<b>622</b>	<b>0</b>	<b>31</b>	

17 PRECINCTS	R	V	T	STATE OF TEXAS PROPOSITION 3				STATE OF TEXAS PROPOSITION 4			
	E	O	P	F	A	O	U	F	A	O	U
	G	T	U	o	g	V	V	o	g	V	V
	I	E	E	r	a	O	U	r	a	O	U
	S	R	N	t	i	V	U	t	i	V	U
	T	A	C	(NON)	n	V	(NON)	n	O	V	
	S	A	O	(NON)	s	V	U	(NON)	s	O	U
	L	A	E	(NON)	O	O	V	(NON)	O	O	V
	S	S	U	(NON)	E	O	U	(NON)	E	O	U
	L	L	N	(NON)	T	O	U	(NON)	R	O	U
	T	S	T	(NON)	T	O	U	(NON)	E	O	U
	O	A	T	(NON)	A	O	U	(NON)	T	O	U
	E	U	G	(NON)	E	O	U	(NON)	R	O	U
	D	S	E	(NON)	E	O	U	(NON)	E	O	U
	S	S	E	(NON)	R	O	U	(NON)	E	O	U
0001 Precinct 1	1610	165	10.25	140	25	0	0	112	48	0	5
0002 Precinct 1A	221	25	11.31	23	2	0	0	15	10	0	0
0003 Precinct 2	375	41	10.93	36	5	0	0	26	13	0	2
0004 Precinct 3	628	62	9.87	58	4	0	0	46	16	0	0
0005 Precinct 4	954	135	14.15	94	32	0	9	77	46	0	12
0006 Precinct 5	576	91	15.80	75	14	0	2	56	31	0	4
0007 Precinct 5A	67	7	10.45	4	3	0	0	5	2	0	0
0008 Precinct 6	1115	142	12.74	117	25	0	0	93	41	0	8
0009 Precinct 7	663	98	14.78	89	9	0	0	63	28	0	7
0010 Precinct 8	1128	186	16.49	155	29	0	2	115	66	0	5
0011 Precinct 9	333	28	8.41	21	6	0	1	13	12	0	3
0012 Precinct 10	1121	119	10.62	101	17	0	1	70	45	0	4
0013 Precinct 11	1050	87	8.29	73	13	0	1	59	25	0	3
0014 Precinct 12	843	77	9.13	55	22	0	0	49	27	0	1
0015 Precinct 13	686	78	11.37	76	1	0	1	54	24	0	0
0016 Precinct 14	210	26	12.38	21	5	0	0	9	16	0	1
0017 Precinct 14A	205	20	9.76	18	2	0	0	15	5	0	0
<b>GRAND TOTALS</b>	<b>11785</b>	<b>1387</b>	<b>11.77</b>	<b>1156</b>	<b>214</b>	<b>0</b>	<b>17</b>	<b>877</b>	<b>455</b>	<b>0</b>	<b>55</b>

17 PRECINCTS	R V E O G T I E S R T S E R E D	B C A A L S L T O T S	T P U E R R N C O E U N T T A G E	STATE OF TEXAS PROPOSITION 5				STATE OF TEXAS PROPOSITION 6			
				F o r (NON)	A g a i n s t (NON)	O V V O E T R E S	U V N O D T E E R S	F o r (NON)	A g a i n s t (NON)	O V V O E T R E S	U V N O D T E E R S
0001 Precinct 1	1610	165	10.25	104	57	0	4	151	12	0	2
0002 Precinct 1A	221	25	11.31	18	7	0	0	21	4	0	0
0003 Precinct 2	375	41	10.93	21	17	0	3	38	3	0	0
0004 Precinct 3	628	62	9.87	50	12	0	0	59	3	0	0
0005 Precinct 4	954	135	14.15	82	40	0	13	112	13	0	10
0006 Precinct 5	576	91	15.80	55	33	0	3	82	7	0	2
0007 Precinct 5A	67	7	10.45	5	2	0	0	7	0	0	0
0008 Precinct 6	1115	142	12.74	94	41	0	7	127	13	0	2
0009 Precinct 7	663	98	14.78	61	28	0	9	84	9	0	5
0010 Precinct 8	1128	186	16.49	118	61	0	7	168	15	0	3
0011 Precinct 9	333	28	8.41	15	10	0	3	26	2	0	0
0012 Precinct 10	1121	119	10.62	60	54	0	5	106	10	0	3
0013 Precinct 11	1050	87	8.29	56	28	0	3	76	9	0	2
0014 Precinct 12	843	77	9.13	50	27	0	0	69	8	0	0
0015 Precinct 13	686	78	11.37	56	22	0	0	70	7	0	1
0016 Precinct 14	210	26	12.38	14	12	0	0	19	6	0	1
0017 Precinct 14A	205	20	9.76	14	6	0	0	18	2	0	0
GRAND TOTALS	11785	1387	11.77	873	457	0	57	1233	123	0	31

	R E G I S T E R E D	V O T E R S	B C A A L T O T A L	T P U E R R N C O E U N T T A G E	STATE OF TEXAS PROPOSITION 7				STATE OF TEXAS PROPOSITION 8						
					F o r (NON)	A g a i n s t (NON)	O V V O E T R E S	U V N O D T E E R S	F o r (NON)	A g a i n s t (NON)	O V V O E T R E S	U V N O D T E E R S			
17 PRECINCTS															
0001 Precinct 1	1610	165	10.25	148	17	0	0	151	14	0	0				
0002 Precinct 1A	221	25	11.31	21	4	0	0	20	5	0	0				
0003 Precinct 2	375	41	10.93	39	2	0	0	37	4	0	0				
0004 Precinct 3	628	62	9.87	57	5	0	0	57	5	0	0				
0005 Precinct 4	954	135	14.15	112	11	0	12	110	12	0	13				
0006 Precinct 5	576	91	15.80	82	7	0	2	84	4	0	3				
0007 Precinct 5A	67	7	10.45	6	1	0	0	6	1	0	0				
0008 Precinct 6	1115	142	12.74	128	12	0	2	129	9	0	4				
0009 Precinct 7	663	98	14.78	90	4	0	4	92	2	0	4				
0010 Precinct 8	1128	186	16.49	169	13	0	4	176	8	0	2				
0011 Precinct 9	333	28	8.41	26	1	0	1	26	1	0	1				
0012 Precinct 10	1121	119	10.62	110	9	0	0	110	9	0	0				
0013 Precinct 11	1050	87	8.29	78	5	0	4	77	7	0	3				
0014 Precinct 12	843	77	9.13	72	5	0	0	67	9	0	1				
0015 Precinct 13	686	78	11.37	66	11	0	1	74	4	0	0				
0016 Precinct 14	210	26	12.38	19	5	0	2	21	4	0	1				
0017 Precinct 14A	205	20	9.76	19	1	0	0	19	1	0	0				
GRAND TOTALS	11785	1387	11.77	1242	113	0	32	1256	99	0	32				

	R V	B C	T P	NISD Special Bond Election NORMANGEE ISD			
	E O	A A	U E	A			
	G T	L S	R R	G			
	I E	L T	N C	A	O V	U V	
	S R	O	O E	I	V O	N O	
	T S	T	U N	N	E T	D T	
	E	A	T T	S	R E	E E	
	R	G	A	R T	S	R S	
	E	E	E	(NON)	(NON)		
	D	S	E				
4 PRECINCTS							
0005 Precinct 4	954	135	14.15	65	69	0	1
0006 Precinct 5	576	91	15.80	27	43	0	1
0007 Precinct 5A	67	7	10.45	0	2	0	0
0008 Precinct 6	1115	142	12.74	75	66	0	0
GRAND TOTALS	2712	375	13.83	167	180	0	2



9 PRECINCTS	R E G I S T E R E D	V C A L L E D S	T P U E R R N C O E U N T T A G E	LISD Bond - Proposition A LEON ISD				LISD Bond - Proposition B LEON ISD			
				F O R (NON)	A G A I N S T (NON)	O V E R S	U N D E R S	F O R (NON)	A G A I N S T (NON)	O V E R S	U N D E R S
0001 Precinct 1	1610	165	10.25	2	0	0	0	2	0	0	0
0002 Precinct 1A	221	25	11.31	8	1	0	0	7	2	0	0
0006 Precinct 5	576	91	15.80	4	11	0	0	3	12	0	0
0007 Precinct 5A	67	7	10.45	1	4	0	0	1	4	0	0
0008 Precinct 6	1115	142	12.74	1	0	0	0	1	0	0	0
0009 Precinct 7	663	98	14.78	50	46	0	2	44	53	0	1
0010 Precinct 8	1128	186	16.49	90	94	0	2	82	102	0	2
0011 Precinct 9	333	28	8.41	12	16	0	0	10	18	0	0
0012 Precinct 10	1121	119	10.62	6	10	0	0	6	10	0	0
<b>GRAND TOTALS</b>	<b>6834</b>	<b>861</b>	<b>12.60</b>	<b>174</b>	<b>182</b>	<b>0</b>	<b>4</b>	<b>156</b>	<b>201</b>	<b>0</b>	<b>3</b>

**LEON COUNTY, TX  
CONSTITUTIONAL AMENDMENT ELECTION  
NOVEMBER 2, 2021**

<b>EARLY VOTING:</b>	<b>TOTALS</b>
PCT'S #1-14A	333
BALLOTS BY MAIL	24
	<hr/>
	357
 <b>ELECTION DAY:</b>	
PCT'S #1, 1A, 2, 3, 14, 14A	218
PCT'S #4, 5, 5A, 6	290
PCT'S #7, 8, 9	236
PCT'S #10, 11, 13	215
PCT #12	71
	<hr/>
	1030
 <b>TOTAL EV &amp; ED:</b>	 1387

11/03/2021

Office of the Secretary of State  
State of Texas  
Voting History - Summary

Generated By:145DGOLDEN

LEON

Election: 2021 NOVEMBER 2ND CONSTITUTIONAL AMEND.

County:LEON

Precinct	Total Voters	Total Suspense	Total Non-Suspense
1	107	0	107
1A	18	0	18
2	30	0	30
3	43	0	43
4	110	2	108
5	62	0	62
5A	6	0	6
6	112	0	112
7	76	0	76
8	143	0	143
9	17	0	17
10	96	0	96
11	74	0	74
12	71	0	71
13	45	0	45
14	12	0	12
14A	8	0	8
<b>TOTALS</b>	1030	2	1028

The total number of Early Votes is 0, Election Day Votes is 1030 ,  
Provisional Ballot is 0 and Rejected Ballots is 0.

11/01/2021

Office of the Secretary of State  
State of Texas  
Voting History - Summary

Generated By:145DGOLDEN  
LEON

Election: 2021 NOVEMBER 2ND CONSTITUTIONAL AMEND.

County:LEON

Precinct	Total Voters	Total Suspense	Total Non-Suspense
1	54	0	54
1A	7	0	7
2	11	0	11
3	19	0	19
4	25	0	25
5	28	0	28
5A	1	0	1
6	28	0	28
7	16	0	16
8	43	0	43
9	9	0	9
10	21	0	21
11	10	0	10
12	3	0	3
13	33	0	33
14	14	0	14
14A	11	0	11
<b>TOTALS</b>	<b>333</b>	<b>0</b>	<b>333</b>

The total number of Early Votes is 333, Election Day Votes is 0 ,  
Provisional Ballot is 0 and Rejected Ballots is 0.

11/03/2021

Office of the Secretary of State  
State of Texas  
Voting History - Summary

Generated By:145DGOLDEN

LEON

Election: 2021 NOVEMBER 2ND CONSTITUTIONAL AMEND.

County:LEON

Precinct	Total Voters	Total Suspense	Total Non-Suspense
1	4	0	4
5	1	0	1
6	2	0	2
7	6	0	6
9	2	0	2
10	2	0	2
11	3	0	3
12	3	0	3
14A	1	0	1
TOTALS	24	0	24

The total number of Early Votes is 24, Election Day Votes is 0 ,  
Provisional Ballot is 0 and Rejected Ballots is 0.

11/01/2021

Office of the Secretary of State  
State of Texas  
Voting History - Summary

Generated By:145DGOLDEN  
LEON

Election: 2021 NOVEMBER 2ND CONSTITUTIONAL AMEND.

County:LEON

Precinct	Total Voters	Total Suspense	Total Non-Suspense
1	54	0	54
1A	7	0	7
2	11	0	11
3	19	0	19
4	25	0	25
5	28	0	28
5A	1	0	1
6	28	0	28
7	16	0	16
8	43	0	43
9	9	0	9
10	21	0	21
11	10	0	10
12	3	0	3
13	33	0	33
14	14	0	14
14A	11	0	11
<b>TOTALS</b>	<b>333</b>	<b>0</b>	<b>333</b>

The total number of Early Votes is 333, Election Day Votes is 0 ,  
Provisional Ballot is 0 and Rejected Ballots is 0.

11/03/2021

Office of the Secretary of State  
State of Texas  
Voting History - Summary

Generated By:145DGOLDEN

LEON

Election: 2021 NOVEMBER 2ND CONSTITUTIONAL AMEND.

County:LEON

Precinct	Total Voters	Total Suspense	Total Non-Suspense
1	4	0	4
5	1	0	1
6	2	0	2
7	6	0	6
9	2	0	2
10	2	0	2
11	3	0	3
12	3	0	3
14A	1	0	1
TOTALS	24	0	24

The total number of Early Votes is 24, Election Day Votes is 0 ,  
Provisional Ballot is 0 and Rejected Ballots is 0.